



The School District of

**SOUTH ORANGE
& MAPLEWOOD**

Annual Report of Student Safety Data System (SSDS)

September 2022-December 2022

Presented August 24, 2023

Dr. Kevin F. Gilbert, Assistant Superintendent of Access & Equity

Student Safety Data System

- By law, all N.J. public school districts (including charter schools) must use the Student Safety Data System (SSDS) to report all incidents of violence, vandalism, weapons, substance abuse, and HIB incidents that occur in their schools.
- SSDS has replaced the Electronic Violence and Vandalism Reporting System (EVVRS).
- SSDS has replaced the Harassment, Intimidation, Bullying - Investigations Trainings and Programs system.
- The District reports this information to the Board and public on a semi-annual basis. The last report was on **October 20, 2022**
- **This report will cover incidents from September 2022 through December 2022. January 2023-June 2023 will be covered in an upcoming presentation in October.**



Explanation of SSDS Terms

- **Incidents Total Include:**

- Violence
- Vandalism
- Substances
- Weapons
- HIB Confirmed

- **Violence Includes:**

- Assault
- Fight
- Kidnapping
- Robbery/Extortion
- Sexual Assault/Contact
- Threat Simple/Criminal

- **Vandalism Includes:**

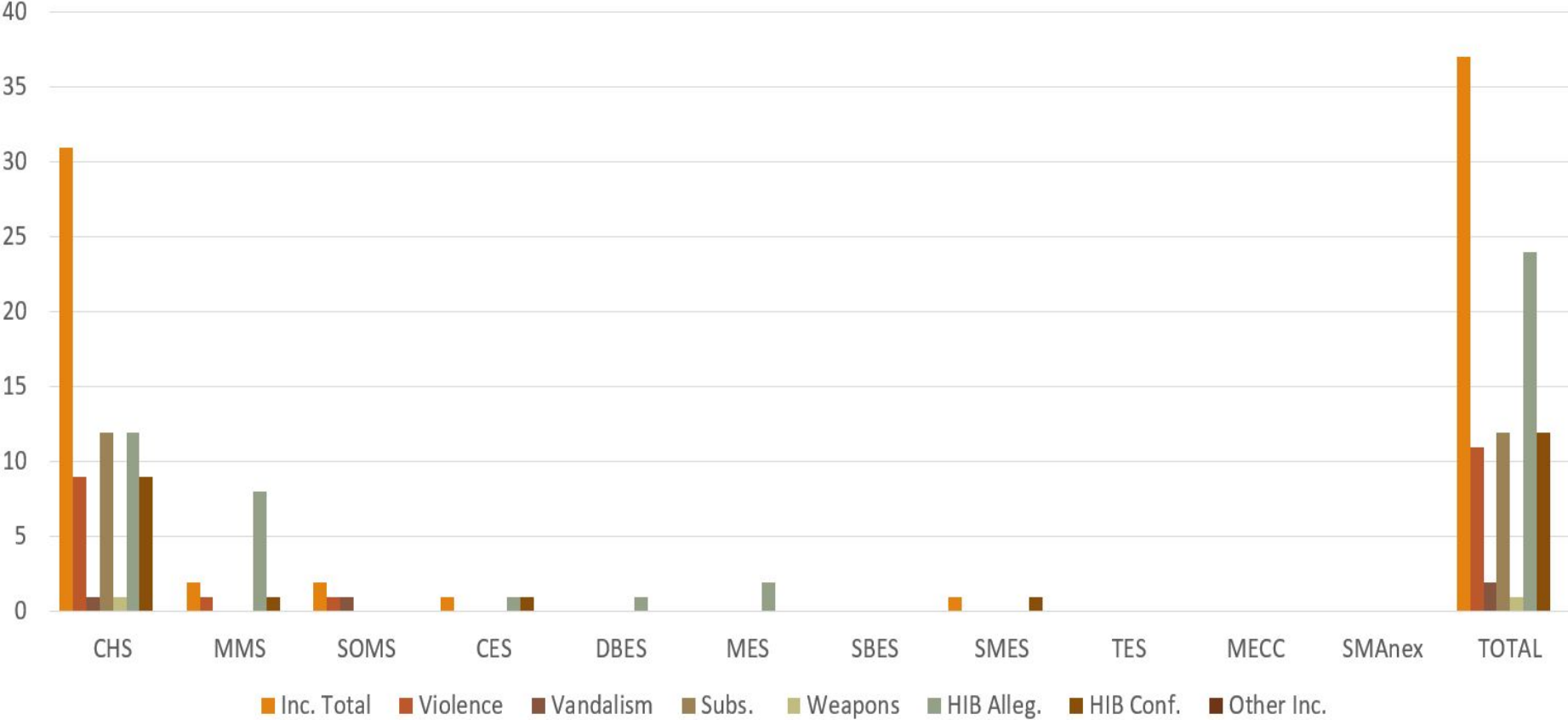
- Arson
- Computer Trespass
- Damage to Property
- False Public Alarm,
- Theft/Trespass

Incident category totals may differ from total incidents due to multiple offenses selected for one incident. I.e., student may have multiple offenses for one incident.

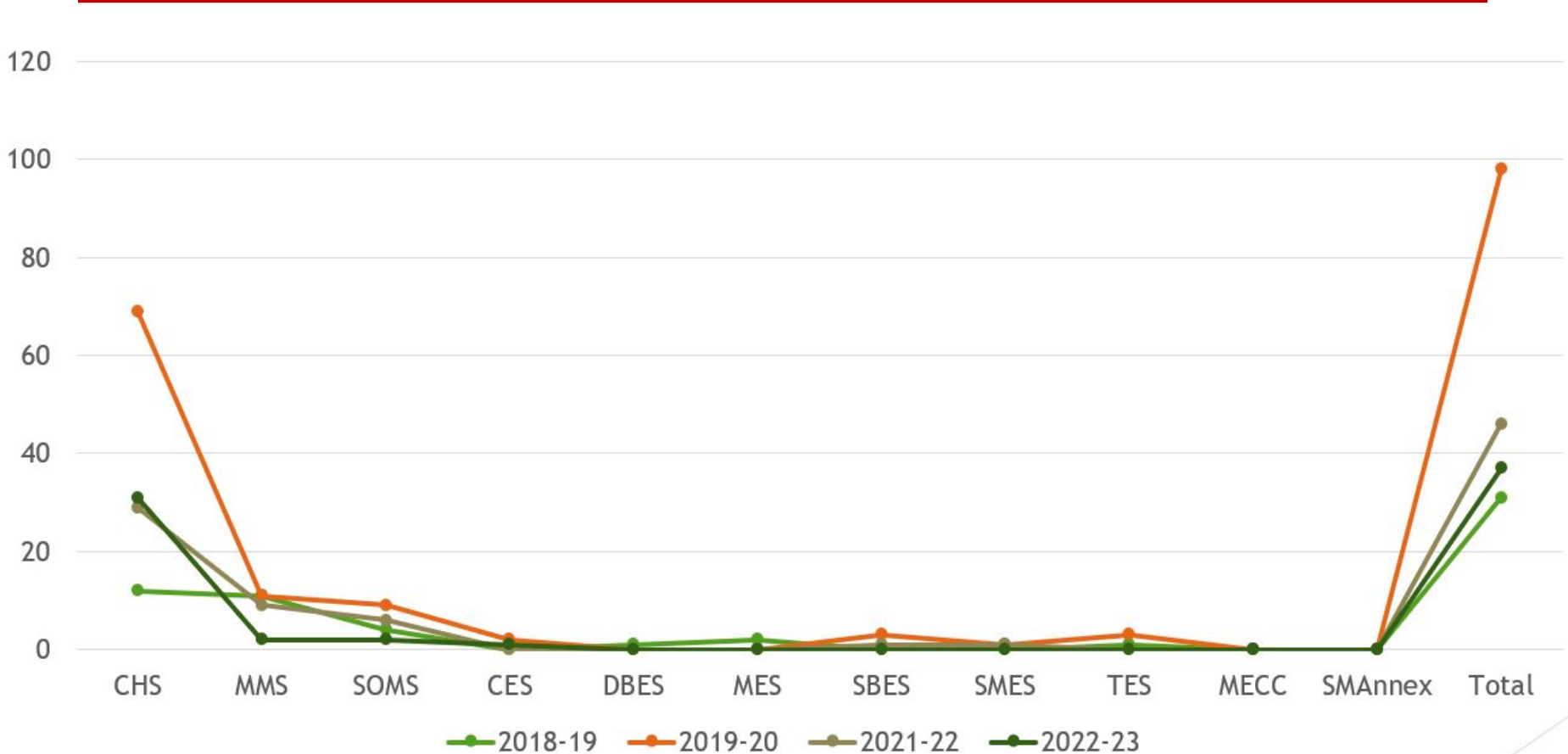


**SSDS Data: September - December
SY 2022-23 and Previous Years**

SSDS Incident Totals for Sept. 2022-Dec. 2022



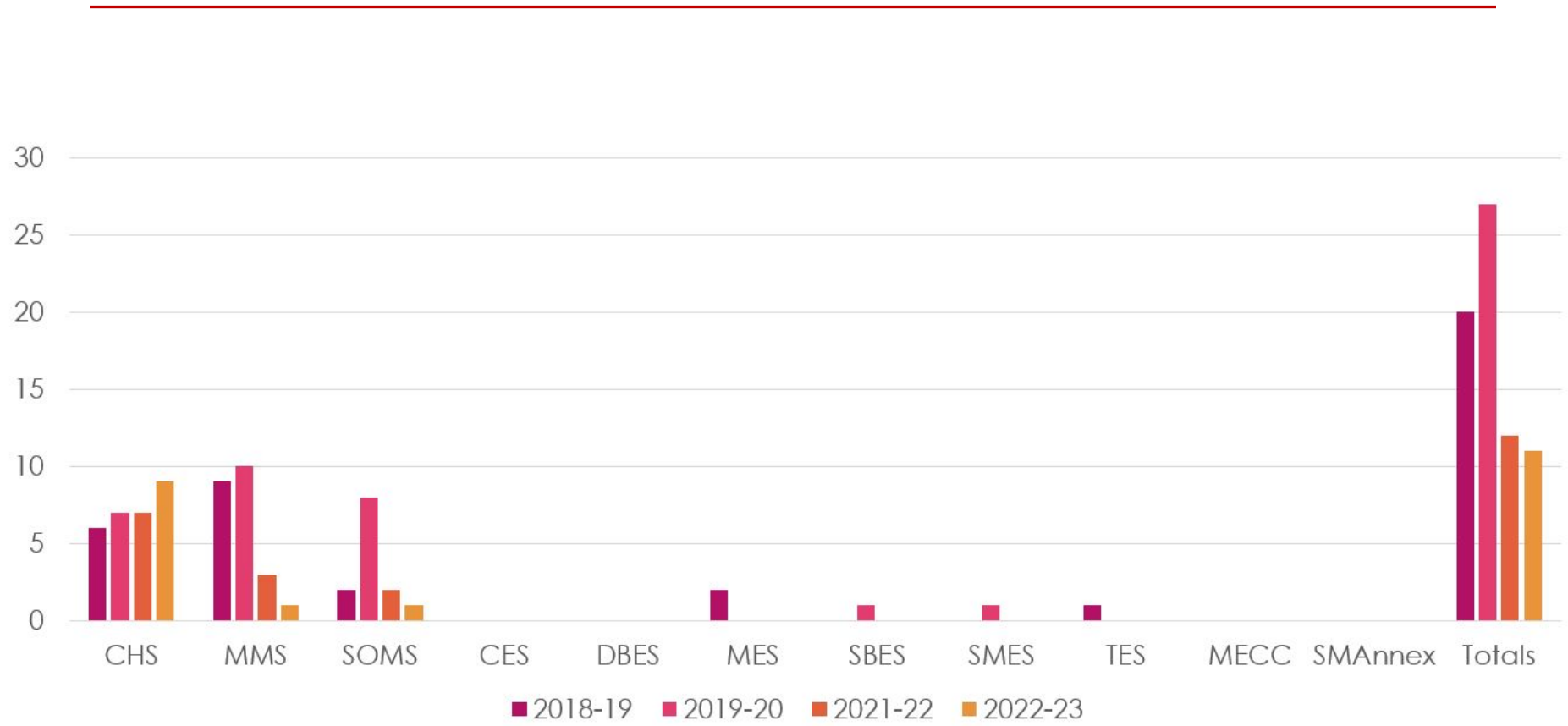
SSDS Totals 4 Year Comparison for Sept-Dec



*The 2020-21 data is outlier data due to pandemic impact on schools, and was not used in this data comparison.



Violence



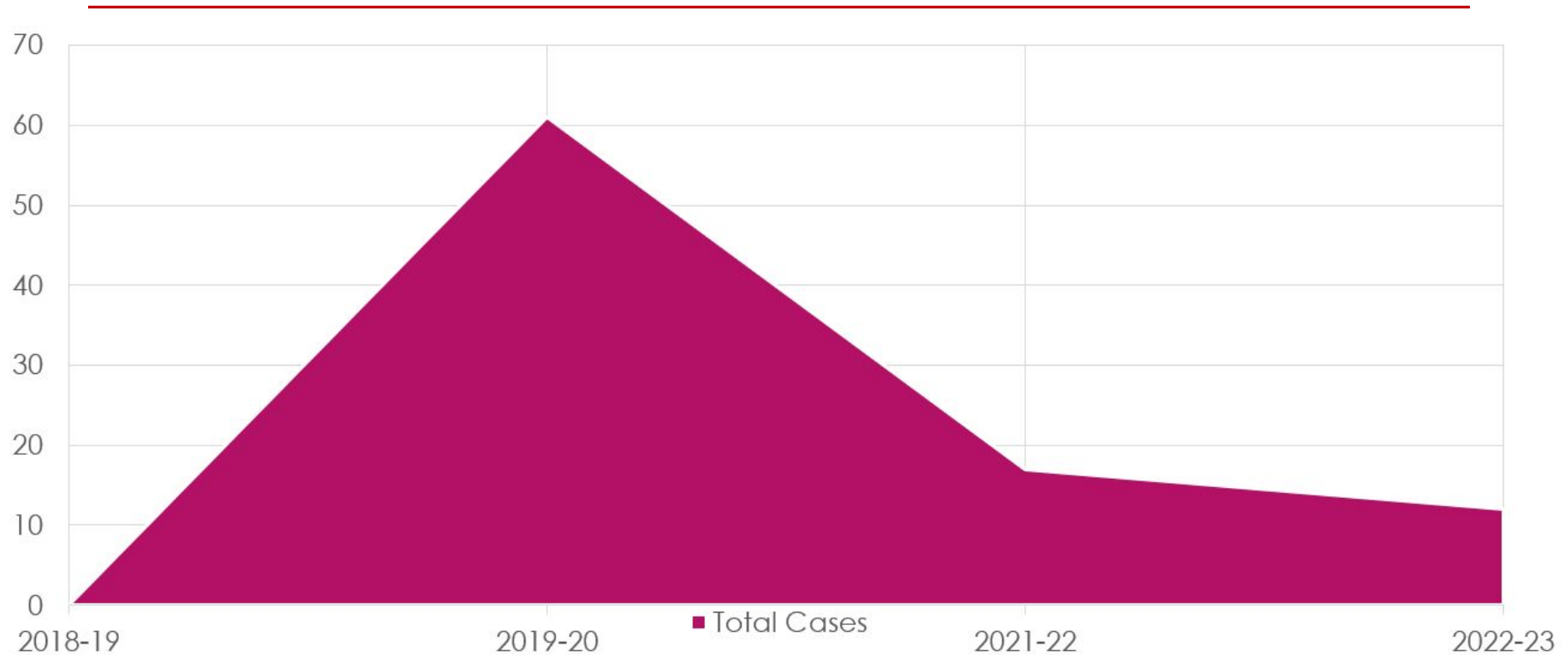
*The 2020-21 data is outlier data due to pandemic impact on schools, and was not used in this data comparison.



Vandalism

- + In 2018-19, there were 3 total cases of vandalism reported September- December, with two of those cases being at Columbia High School and the other case being at Deila Bolden (Jefferson Elementary at the time).**
- + In 2019-20, 2021-22, and 2022-23, there were 2 total cases of vandalism reported September- December of those years.**
- + Columbia High School reported 1 case in each of those years, while South Orange Middle School reported the other case in each of those years.**

Substances



Columbia High School was the only school to report substances incidents between the months of September and December for each of the corresponding years highlighted:

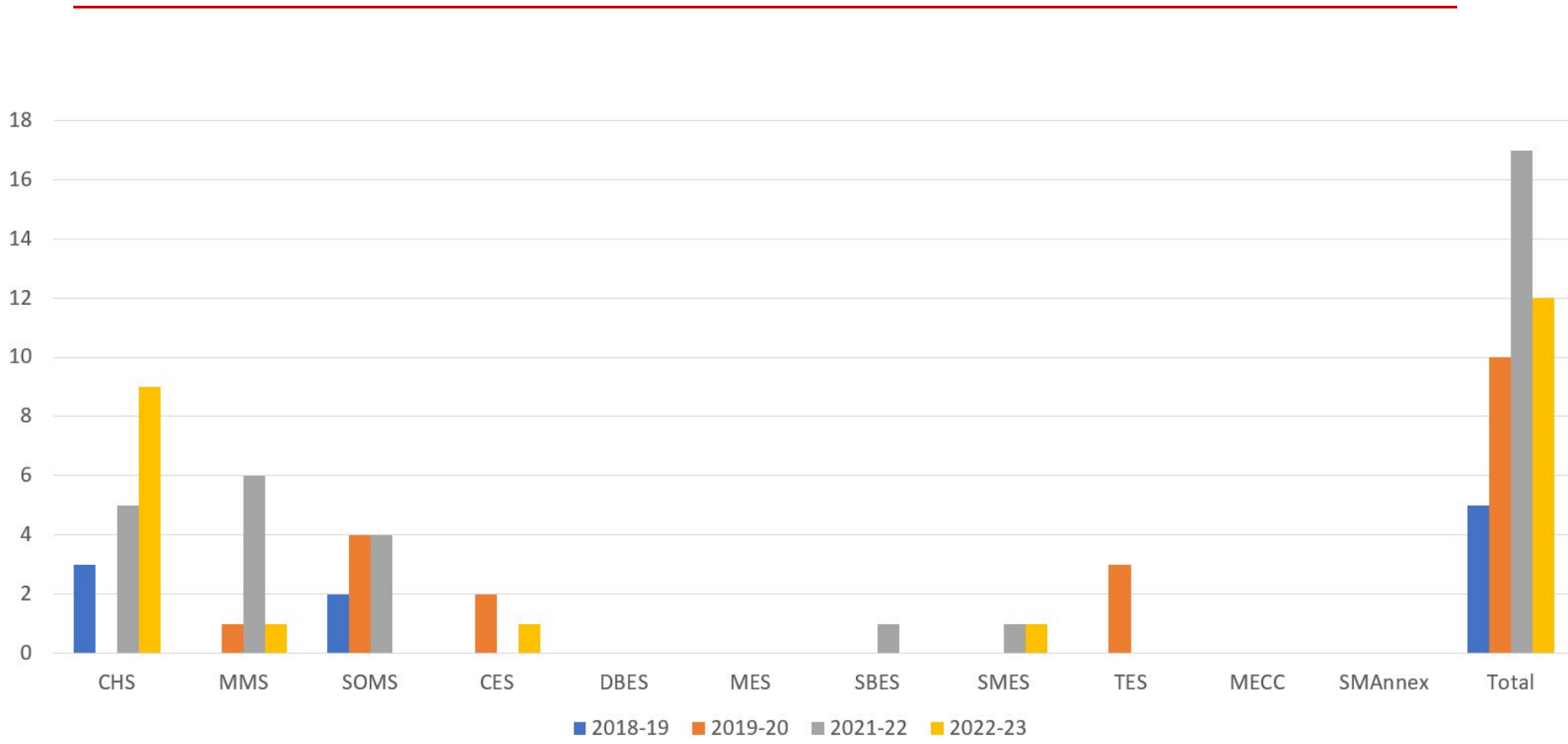


2018-19: 0	2021-22: 17
2019-20: 61	2022-23: 12

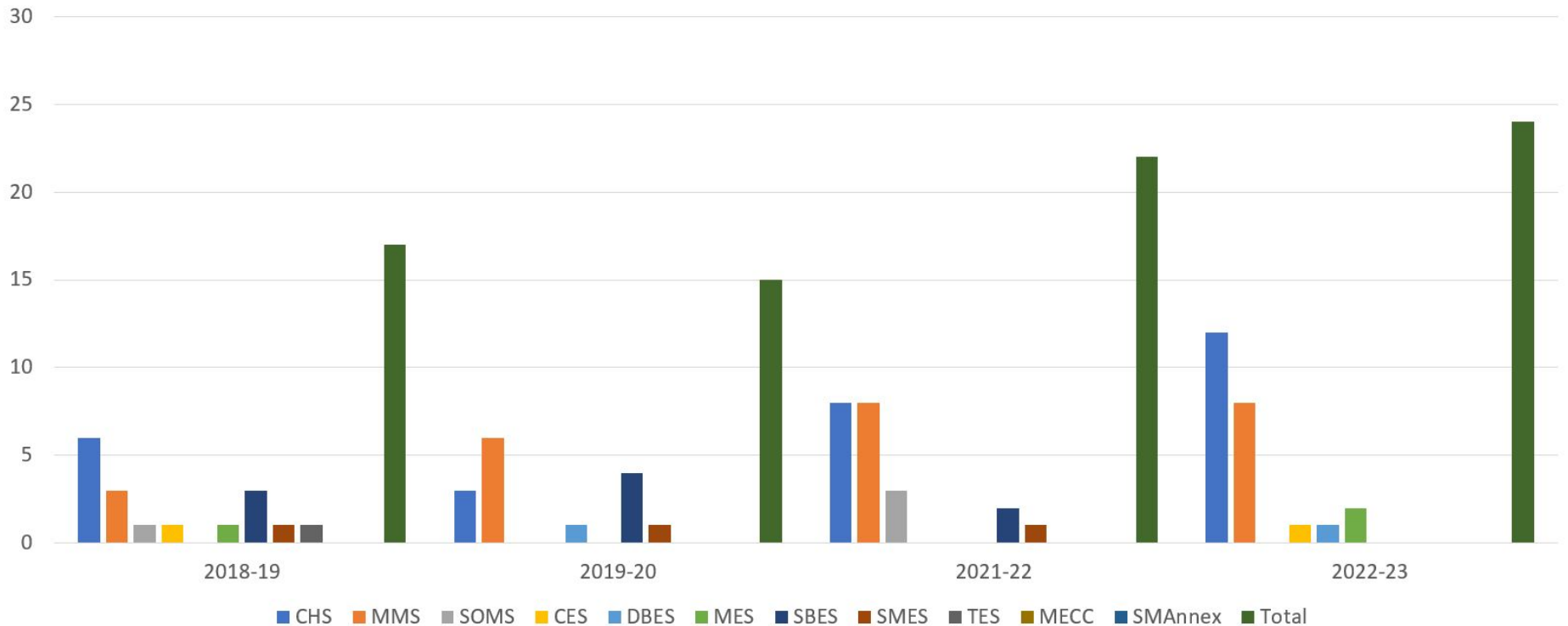
Weapons

School	2018-19	2019-20	2021-22	2022-23
CHS	1	0	1	1
MMS	2	0	0	0
SOMS	0	0	0	0
CES	0	0	0	0
DBES	0	0	0	0
MES	0	0	0	0
SBES	0	2	0	0
SMES	0	0	0	0
TES	0	0	0	0
MECC	0	0	0	0
SMAAnnex	0	0	0	0

Confirmed HIBs



Alleged HIBs



With the policy change last April to Policy 5512 that removed principal determination, we can anticipate the alleged HIB numbers to rise.

Other Incidents Leading to Removal

School	2018-19	2019-20	2021-22	2022-23
CHS	3	3	0	1
MMS	0	2	1	0
SOMS	2	2	0	0
CES	1	0	0	0
DBES	0	1	0	0
MES	0	1	0	0
SBES	0	1	0	0
SMES	0	0	0	0
TES	0	1	0	0
MECC	0	0	0	0
SMAnnex	0	0	0	0
Totals	6	11	1	1

Restraint and Seclusion

For the first time, restraint and seclusion numbers are also included in SSDS reporting. Those numbers will be presented in October as the data by period was not available at the time of this presentation development.

What are the key Takeaways?

- + **Columbia High School has the largest number of incidents. It is also the school with the largest number of students.**
- + **Columbia High School shows a decrease in the number of substance incidents from the high of 61 incidents during September-December in SY 2019-20 to 12 during the same period in SY 2022-23. Last year's number was 5 less than was reported in SY 2021-22 during this period.**

What are the key Takeaways?

- + **Overall, we are seeing decreases in the total number of reported incidents in the violence category.** During the period of September-December for SY 2022-23, there were 11 total incidents reported in this category. This is a decrease of 1 (12 incidents) reported during this period in SY 2021-21, a decrease of 16 (27 incidents) reported in SY 2019-20, and a decrease of 9 (20 incidents) reported in SY 2018-19.
- + **The total number of incidents of vandalism, weapons and other incidents that lead to removal of students remains extremely low (under 2).** The only outliers are SY 2018-19 (6 total incidents reported in the other category during this period) and SY 2019-10 (11 total incidents reported in the other category during this period)

What are the key Takeaways?

- + During September-December, **we saw a decrease in the number of confirmed HIBs for the period in SY 2022-23 from SY 2021-22**; however, at 12 it was slightly above the 10 confirmed HIBs in SY 2019-20 but 5 below the 17 reported in SY 2021-22. **These totals are significantly low compared to the overall student population.**
- + **Columbia High School had the highest number of confirmed HIBs during this period for SY 2022-23 at 9 which was an increase from SY 2021-22** when CHS reported 5 confirmed HIBs during the same period. **Still significantly low compared to number of students at CHS.**
- + **Maplewood Middle School saw a decrease of 6 confirmed HIBs during this period in SY 2021-22 to 1 in SY 2022-23 during this period.**



What are the key Takeaways?

- + **South Orange Middle School reported no confirmed HIBs for September-December in SY 2022-23**, which was a decrease of 4, which they reported in both SY 2019-20 and SY 2021-22 during this period.
- + **Our elementary schools consistently reported low numbers of confirmed HIBs for September-December with confirmed HIBs ranging from 0-3 depending on the year.** The peak was SY 2019-20 with 3 confirmed cases at Tuscan and 2 confirmed cases at Clinton. In SY 2022-23, Clinton and South Mountain each reported 1 confirmed HIB for this period.
- + **The number of alleged HIBs reported during this period is slightly up from last year during the same period.** 24 reported alleged HIBs at this time last year compared to 22 reported alleged HIBs September-December 2021.

Questions

