




Special Education

South Orange Maplewood School District
Dr. Lauren Reisenauer
Executive Director


Overview of Presentation

- ▶ Guiding Principles
 - ▶ Referral & Evaluation Process
 - ▶ District Programs & Class Sizes
 - ▶ Frequently Asked Questions (FAQ)
- 

Guiding Principals

- ▶ Least Restrictive Environment (LRE)
 - NJAC 6A:14-4.2 (a)
- ▶ Free and Appropriate Education (FAPE)

Referral & Evaluation Process (1)

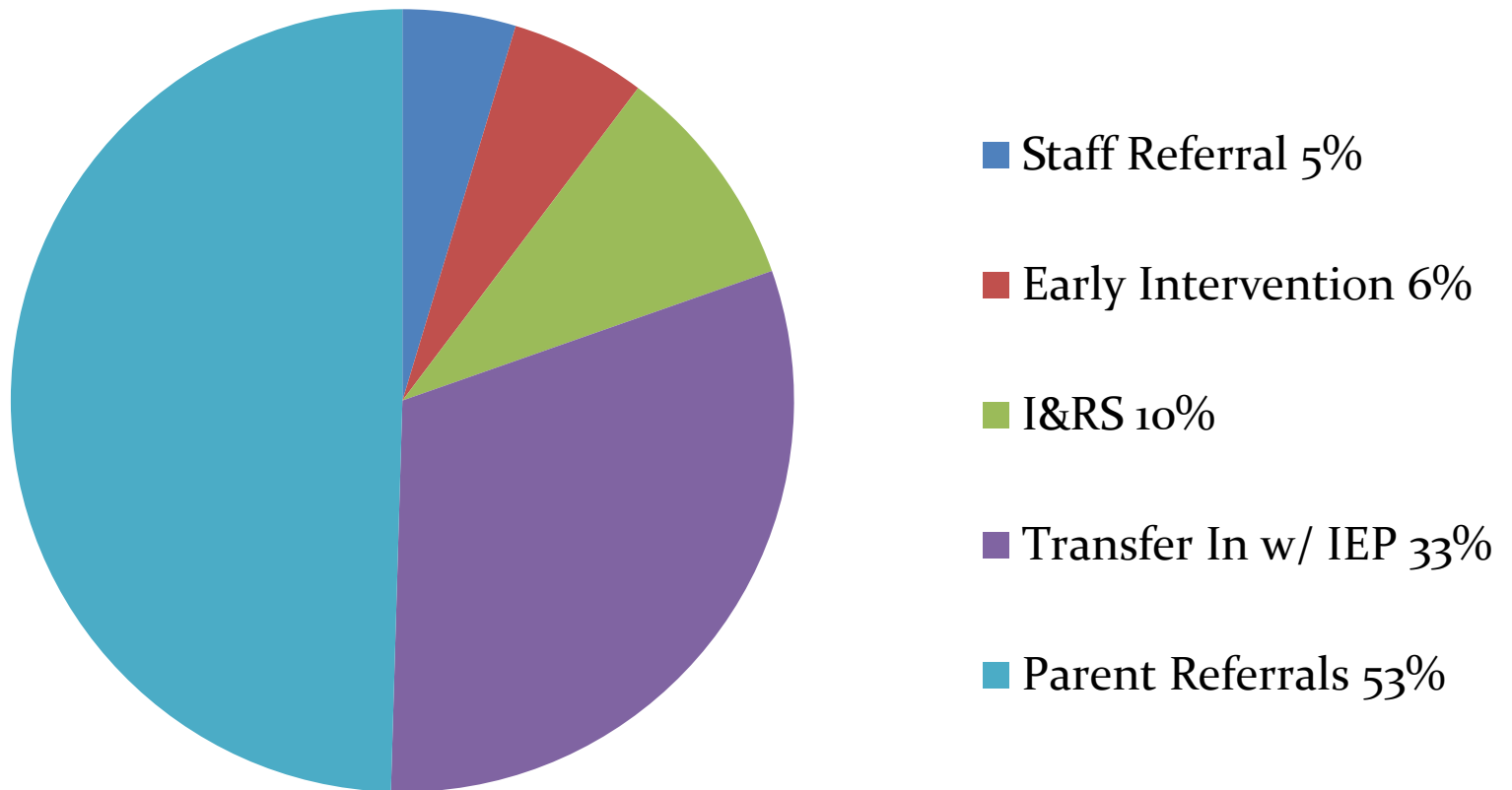
- ▶ Parent or Teacher Concerns
 - ▶ Intervention & Referral Services (I&RS)
 - ▶ Referral to the Child Study Team (CST) & Case Manager
- 

Referral & Evaluation Process (2)

- ▶ I&RS
 - Action Plan
 - 504 Accommodation Plan
- ▶ Child Study Team Case Manager
 - Determines need for evaluation
 - Coordinates effectiveness of Individual Education Plan (IEP)
 - Facilitates communication
- ▶ IEP Implementation

Referrals

112 referrals have been received since 7/1/17



District Programs

Self –Contained Programs	Instructional Size: No Classroom Aide	Instructional Size: Classroom Aide Required
1. Autism	3 Students	4-6 Students Grades K-5 7-9 Students Grades 6-12 (Two Aides Required)
2. Language and/or Learning Disabilities- Mild to Moderate	10 Students	11-16 Students Grades K-12
3. Multiple Disabilities	8 Students	9-12 Students Grades K-12
4. Preschool Disabilities	1-8 Students	9-12 Students (Two Aides Required)

District Programs

Inclusion & Pull Out Programs	Preschool/Elementary Grades Pre-K-5		Secondary Grades 6-12	
	No Aide	Aide Required	No Aide	Aide Required
Inclusion (In class support)	8		10	
Pull Out (Resource Room):				
1. Single Subject	6	7-9	9	10-12
2. Multiple Subjects	6	7-9	6	7-9

Programs by Building

Class	Location	Grade
Autistic Program	Clinton E.S. & SOMS	Multi
Evidence Based Reading (EBR)	All Elementary Schools	K-5
Language and/or Learning Disabilities (LLD)	Marshall E.S.	K-2
	Jefferson E.S.	3-5
Multiple Disabilities (MD)	Clinton E.S.	K-5
	South Orange M.S.	6-8
	CHS	9-12
Preschool Disabilities (PSD)	Montrose E.C.C.	Pre-K
In Class Support/Resource (Inclusion)	Montrose E.C.C.	Pre-K
	All Elementary Schools	K-5
	Both Middle Schools	6-8
	CHS	9-12
Pull Out Support/Resource	Montrose E.C.C.	Pre-K
	All Elementary Schools	K-5
	Both Middle Schools	6-8
	CHS	9-12
In School Therapeutic Education Program (ISTEP)	Both Middle Schools	6-8
Effective School Solutions (ESS)	CHS	9-12
Columbia Academy Program (CAP)	CHS	9-12

District Programs

Year	Total Classified Students	Total Student Enrollment	% of population
2014-2015	920	6825	13.4%
2015-2016	944	6871	13.7%
2016-2017	1012	6959	14.5%
2017-2018 (As of Nov.)	1124	7049	15.9%

Frequently Asked Questions (FAQ)

- ▶ What are the timelines for parent contact at the initial referral and evaluation completion?
- ▶ What assessments might be required to determine eligibility?
- ▶ What are the requirements for LRE workshops?
- ▶ How is the IEP of a transfer student implemented?
- ▶ What is the function of the Present Levels of Academic Achievement & Functional Performance (PLAAFP)?
- ▶ What are the departments goals to move forward?

Where can I find more information?

- ▶ New Jersey Administrative Code Title 6A Chapter 14
Special Education
- ▶ <http://www.state.nj.us/education/code/current/title6a/chap14.pdf>
- ▶ NJ Department of Special Education
www.state.nj.us/education/specialed
- ▶ Parents Right in Special Education (PRISE)
<http://www.state.nj.us/education/specialed/form/pri se/prise.pdf>